



ASSONOMETRIA


SCALA 1:20



ESEMPI DI AGGREGAZIONE PER INTERVENTI FUTURI



FIORIERA E PANCA DA MONTARE IN VIA OREFICI



panca composta da tre doghe in legno di larice

griglia in acciaio cor-ten

85

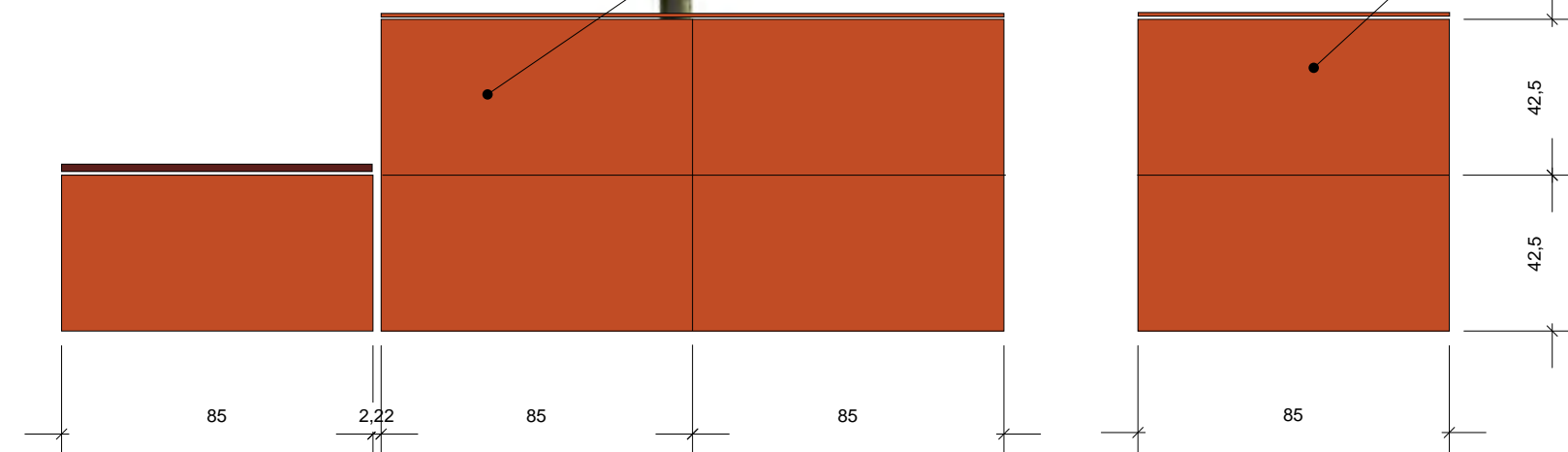
85

PIANTA



struttura in acciaio cor-ten

struttura in acciaio cor-ten



PROSPETTO LATERALE

PROSPETTO FRONTALE