

# PREPARING YOUR "TESINA"

## STEP 1



**FINDING IDEAS** FOR THEMATIC LINKS WHICH COULD BE USEFUL TO YOU FOR YOUR FINAL EXAMINATION, BOTH THE WRITTEN PART (TERZA PROVA) AND THE ORAL (COLLOQUIO).

IDENTIFY A THEME/TOPIC

# How?



A

- 🇬🇧 Look at all the texts, books, documents you have been studying this year
- 🇬🇧 Think about anything you have been studying elsewhere in other subjects
- 🇬🇧 Use your book and your notes

SELECT THE MATERIAL

WHAT DO YOU LIKE BEST?

B

- 🇬🇧 Consider your life and your interests
- 🇬🇧 Have you developed interest for anything? ( Are you a music lover, a film buff, a sport enthusiast, ..what kind of books do you like reading?)



C




- 🇬🇧 Ask for suggestions, your teachers can help you in finding the best topic for you!!!

WRITE DOWN  
YOUR IDEAS,  
PROPOSITIONS  
AND  
SUGGESTIONS.....

MAKE YOUR OWN  
LIST OF  
THEMES.....

## HAVE YOU IDENTIFIED A THEME?

YES?



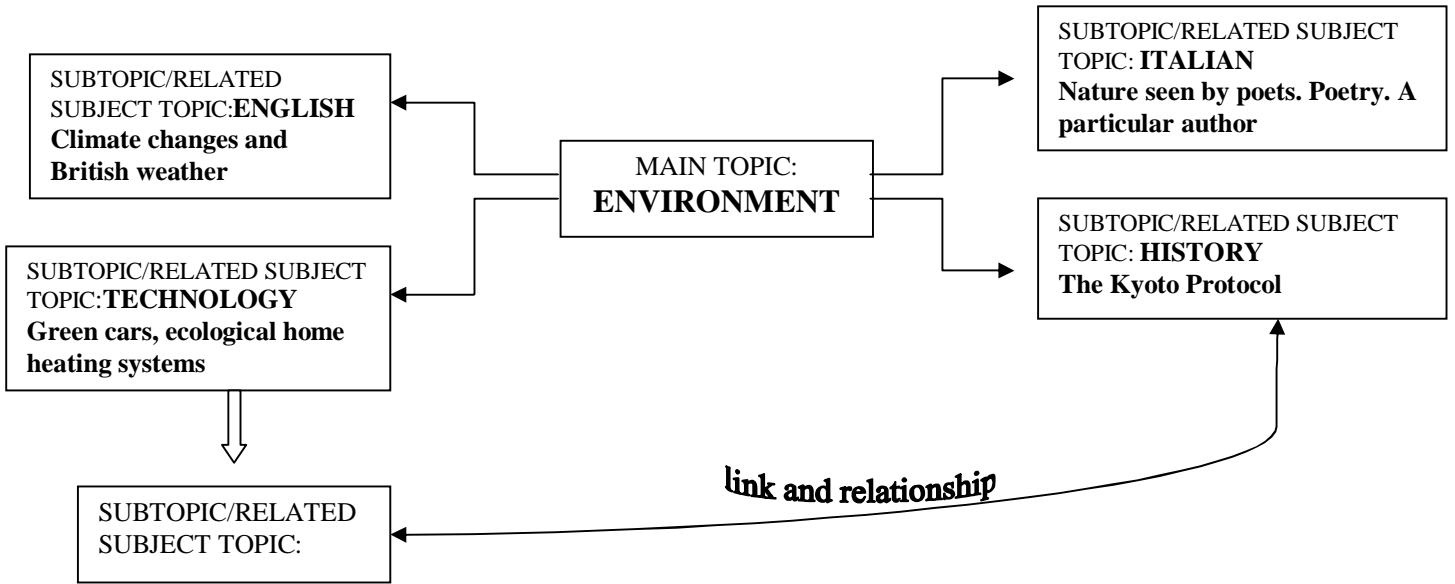
**STEP 2**

**MAPPING**

Mapping is very important. Remember that your oral exam must be prepared with rigour as any other scientific process should.

Drawing a map is an essential step in your preparation.

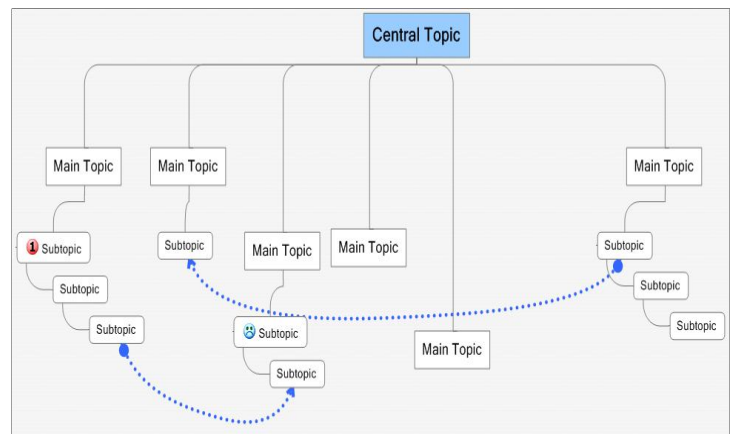
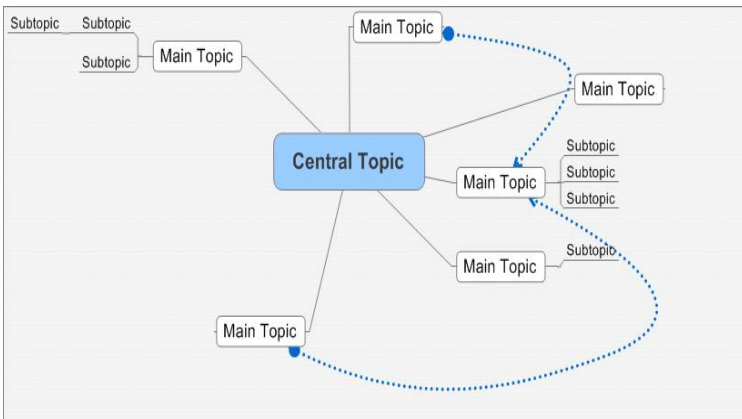
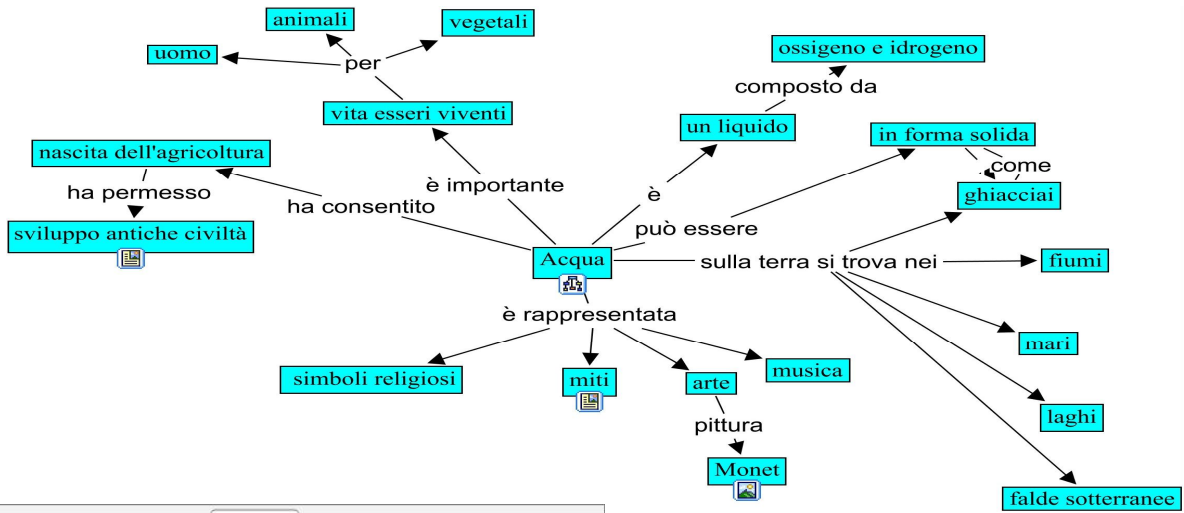
Your map can take any form.....it's up to you, but it must be CLEAR and EASY-TO-READ.



Look at the map-templates below

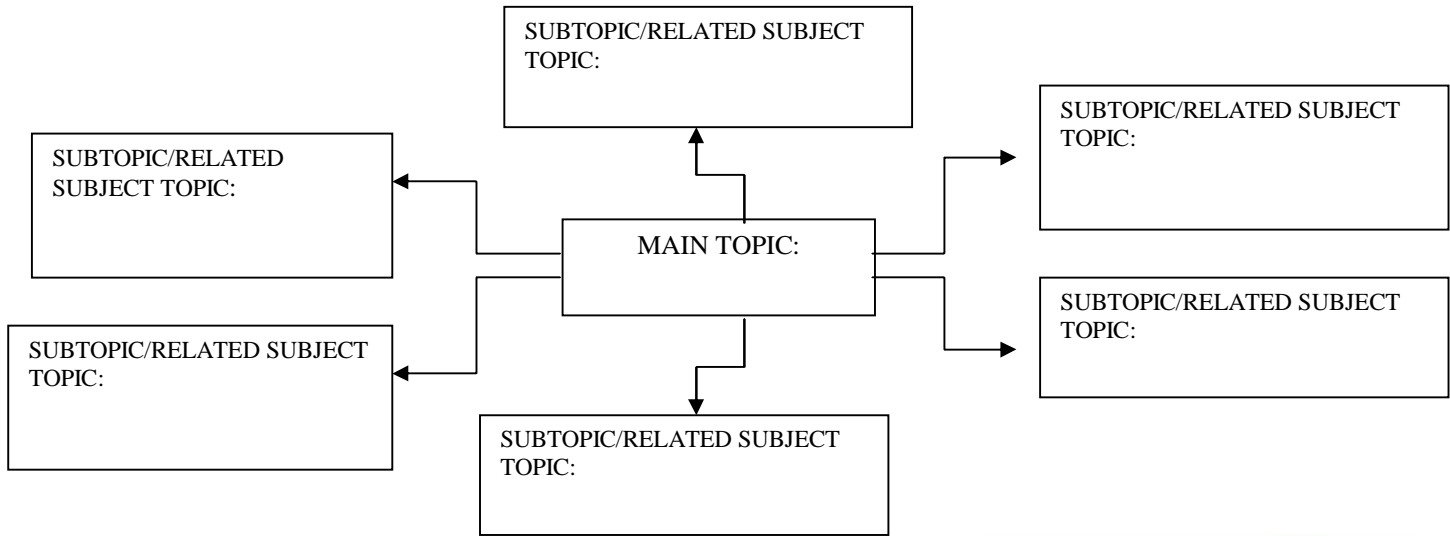
*Water-Map.* Possible related subjects: history, biology, chemistry, geology, literature, arts, sociology, and so on...

You can add topics, relationships, subtopics...



# Now it's up to you

Create and fill in the map with topic you have chosen



Remember!!!!  
Remember!!!!



- Ask for help: your teachers are ready to give you fresh ideas, some advices, useful tips
- Avoid strained links

Step 3

## WRITING "TESINA"



When you have chosen, found thematic links and prepared your map you should

- 1) select the material you want to use
- 2) decide on features of your dissertation
  - a. length ( no more than 10 minutes long)
  - b. outline: introduction- main points- conclusion
  - c. make cross curricular links
- 3) write a short essay and/or prepare notes for the oral presentation

Remember to be clear !!!  
Remember to be clear !!!



# Good Luck !